

# Building & Remodeling planner

## Inside...

Create a Dream Kitchen

Color Selection Made Easy

A Look Into Windows





PLAIN  
CUSTOM CABINETRY  
& FANCY

# Table of contents

---

**Create a Kitchen That Stirs Your Senses 3**

**3 Steps to the Space You Crave 4**

**Your Dream Kitchen—Recipe for Realization 7**

**Color Selection Made Simple 9**

**Sink and Faucet Facts 10**

**A Look Into Windows 12**

**Cabinetry 101—Basics Every Buyer  
Should Know 14**

**Hot Kitchen Trend: The Home Bar 16**

Brought to you by





Create a

# kitchen

---

## that Stirs Your Senses

Your kitchen is much more than the room in which meals are made. It's the hub of your home, the one spot in which you entertain, plan vacations, oversee homework, relax, and reconnect with family and friends.

With so much cooking in your kitchen, shouldn't the space itself reflect your passions and preferences? If it doesn't now, it can and it will. Spend a few minutes with this Building & Remodeling Planner from **Plain & Fancy Custom Cabinetry** and **Country Home** magazine and discover the simple steps to creating a kitchen that stirs your senses...every time you enter it.



# 3 Steps to the space You Crave

Kitchen remodeling requires planning, preparation, budgeting, and a sense of your own style. Use the following checklist to determine these factors before you begin.

## 1. ESTABLISH YOUR BUDGET.

With your partner and your checkbook, decide on how much you can invest in redoing your kitchen. You can also talk with friends and family who have remodeled their kitchens to get a feel for the finances involved. **Our budget is:** \_\_\_\_\_.

## 2. DEFINE YOUR STYLE.

Look through magazines like *Country Home* and tear out pages that appeal to you. Visit idea homes and kitchen showrooms and take notes and, if possible, photos of looks you like. Place them all in a file and decide how you would define your style. Maybe you're traditional, or traditional with a touch of country. The more you know about what you like, the closer you'll come to creating the kitchen you crave. \_\_\_\_\_ **best describes my style.**

## 3. MEET WITH A CERTIFIED KITCHEN DESIGNER.

A certified kitchen designer (CKD) lays out your new kitchen and specifies plumbing, electrical and mechanical alterations. The CKD manages all aspects of the project and maintains your budget. Since it's crucial to click with your CKD, meet with several before selecting one. For a list of CKDs near you, visit [www.nkba.org](http://www.nkba.org).

### CKD fees and freebies

Generally, a certified kitchen designer charges a retainer to get the work started and then an hourly fee when you proceed with the project. For a consultation, visit your Plain & Fancy Custom Cabinetry showroom and meet with one of their kitchen design specialists.







# Your dream

## Kitchen's Recipe for Realization

You've secured a CKD and shared your budget and style preferences with that person. Now what? Read on to take the mystery out of making over your kitchen.

### **LET THE LAYOUT BEGIN.**

After your initial consultation, the CKD will come back with one or two suggested layouts. Consider each carefully, and express your likes and dislikes. Make revisions and settle on a final plan.

### **CATCH CABINETRY FEVER.**

When you've finalized your plan, it's time to select cabinetry. Since cabinets anchor your style statement and will be the most used pieces in your new kitchen, it's wise to purchase the highest quality your budget will permit. For an overview of the differences between stock, semi-custom and custom cabinetry, see **Cabinetry 101**.

### **STUDY YOUR SAMPLES.**

Next, gather the cabinetry, flooring, countertop, backsplash, and wall covering samples in the kitchen and study them over a few days. Make sure the combination pleases you in morning, afternoon, and evening light alike.

### **LOCK IN THE LOGISTICS.**

Once you're happy with your cabinets, floor plan, and color scheme, it's time to decide on carpenters, contractors, electricians, and plumbers. Your kitchen designer will assist you in making these decisions, and will coordinate the timing of each task.



# color selection made simple

Your home is a reflection of your personality and passions. The paint colors you select for the interior and exterior should reinforce that. Don't be rushed into choosing color and pay close attention to the visceral response you have to certain hues. In addition to the following tips, give serious consideration to colors that affect you emotionally and pass on those that leave you flat.

## **WHEN CHOOSING INTERIOR COLORS**

Remember to select hues that work together throughout the house. Ask your home store or painter about using a "virtual paint visualizer" to see how the colors you've chosen complement each other before you purchase them.

Consider warm colors like lemon yellow, orange and coral. These create a comfortable, cozy atmosphere and work particularly well with neutral shades.

Try painting the walls and ceiling of a room the same color. This favorite interior-design trick "visually" increases the size of the room.

Use accent colors to draw attention to your home's special details. For example, paint a chair rail chocolate brown or your front door a deep red.

## **WHEN CHOOSING EXTERIOR COLORS**

Bear in mind your home's fixed colors – those of the brick, stonework and roof. The color you select should complement these existing elements.



Consider a color that appears in a nonpainted area of your home's exterior. For instance, the green that flecks your stonework, or a gray that runs through your brick.

Heed the architectural style of your home (Colonial, Victorian, Greek Revival, etc.) and think about painting it the appropriate period colors.

Remember it's okay to play it safe. Neutral colors like white or beige on the siding and dark brown on the trim will do the trick and look terrific.

# Sink and faucet facts

Before you sink a sizable sum into a sink and faucet for your kitchen, acquaint yourself with the options available. Such advance preparation can make shopping smoother and the end result more satisfying.

## KNOW YOUR STYLE

Is your kitchen traditional? Contemporary? Rustic? Once you've answered that question, ask yourself if you'd like a sink that matches your kitchen's mood or one that creates an interesting contrast.

## MATERIALS 101

Today's kitchen sinks come in a wide variety of materials. There's one for every pocketbook and style preference.

### *Stainless steel*

Extremely durable and impervious to heat and stains.

### *Granite composite*

Nonporous, resistant to heat, and available in a variety of colors.

### *Fireclay*

Beautiful, durable and resistant to heat and stains.

### *Soapstone*

A natural mineral composite popular in New England kitchens.

### *Copper*

Golden hue requires shining every couple of days, but the payoff is warmth and beauty.

## FINAL SINK SELECTION FACTORS

In addition to style, material and mount considerations, you'll want to give some thought to sink depth.

## WHAT'S ON TAP FOR FAUCETS?

Sure, they bring water to the kitchen sink. But a faucet can bring a lot more to the whole kitchen when you purchase the perfect one. Consider . . .

### *Price*

Faucets can cost between \$50 and \$1,200. For a good-quality faucet that could last up to two decades, look in the \$250–\$300 range.

### *Feel*

A well-made faucet should have some heft. Lift several to compare their weight.

### *Cooking and cleanup needs*

If you love to cook and do so frequently, you'll want and need more from a faucet and other fixtures.

### *Features*

High-arching "gooseneck" spouts, pot fillers, pull-out faucets, side and overhead sprayers, and single-handled faucets are the rage right now.

### *Finishes*

Consider a brushed or satin nickel finish for a modern kitchen, or a copper, bronze or antique brass finish to complete a country look.



a look into

# windows

Whether you're building a new home or remodeling an existing one, windows can make or break the project and your budget. Select the right windows and you'll reap the benefits of comfort and easy maintenance. Pick the wrong ones and you could face years of poor performance and high utility bills. To prevent costly errors, learn the basics before you begin window shopping.

## HOUSE DESIGN AND CLIMATE CALL THE SHOTS

The climate in which you live and the design of your home are the factors that determine which windows will work for you. For example, if you live in a Colonial-style home in Boston or a bungalow in Venice Beach, your window needs will be completely different.

## MATERIALS MAKE THE DIFFERENCE

Windows are made from a variety of materials. Knowing something about each will simplify your selection process significantly.

<b>Aluminum and Steel</b>	Durable but ineffective heat and cool conductors.
<b>Vinyl</b>	Inexpensive but sturdy. Tougher to work with from a decorating perspective since it can't be painted, but comes in a variety of colors.
<b>Fiberglass</b>	Expensive, durable, and can be painted.
<b>Wood</b>	An excellent insulator, plus you can paint or stain it to complement the color of your house.
<b>Wood Clad (faced) With Aluminum/Vinyl</b>	Highly durable, energy efficient, and paintable and stainable.

## NOT ALL WINDOWS OPEN THE SAME WAY

And not all will look appropriate on your house. Bear in mind your home's particular architectural style when considering the variety of ways windows ventilate.

- Double-hung windows slide up and down.
- Sliding units move from side to side.
- European-style or casement windows open in or out like doors.
- Hopper and awning units tilt in from the bottom or out from the top.

## LET THE SUNSHINE IN

When building or remodeling your home, consider including a skylight, bay window, or spectacular sunspace. There's nothing like a home filled with light, and these elements let it all in. Open up your home to the outside with the following ideas:

### *Skylight*

A skylight instantly infuses a room with drama and character. It adds natural light and fresh air while lifting your spirits. Available in fixed and operable models. Combine up to four for maximum impact.

### *Bay Window*

Create the illusion of a larger interior space with a bay or bow window. Once used only as a focal point in formal rooms, today bays are found in kitchens, baths, and even bedrooms. Think about adding pillows to your bay window to make it a cozy place to sit and read. You can even add lighting above to highlight the area at night.

### *Sunspace*

Bring the outdoors in with a glorious, glass-enclosed sunspace. Aesthetically appealing and practical (it's an excellent source of auxiliary heat), a sunspace will be your family's favorite room. Great for entertaining and bug-free, a sunspace will also increase the value of your home. Consider converting an existing porch, or even part of a porch, into a sunspace.



# Cabinetry

# 101

## Basics Every Buyer Should Know.

Before you begin shopping, it's important to know the basics about the three categories of cabinetry:

### **STOCK CABINETS:**

Stock cabinets are essentially "off the shelf." They are mass produced, pre-assembled and warehoused prior to purchase. The most common stock cabinets are made of engineered wood with a melamine finish. Stock cabinets are the least expensive, and offer the least flexibility and options.

### **SEMI-CUSTOM CABINETS:**

Semi-custom cabinetry is made of engineered wood or plywood with solid wood doors or faces, and the workmanship tends to be better than that of stock cabinetry. Semi-custom cabinets are more expensive than stock, but offer buyers more options in finishes, door styles and design features.

### **CUSTOM CABINETS:**

Custom cabinetry is built just for you, when you place your order. Its construction, materials and finishes are superior to that of stock and semi-custom. There are no size or design feature restrictions, and custom cabinet makers can match the paint or finish of another piece of furniture or fabric. Custom cabinetry is usually the most expensive, but not always. Confer with your Plain & Fancy kitchen design specialist on ways to get the features you want within your budget.

## **You're One of a Kind. Shouldn't Your Cabinetry Be Too?**

Made for you to your exact specifications, custom cabinetry is the foundation upon which one-of-a-kind kitchens are created. For more information, and to find the Plain & Fancy dealer showroom near you, call 800.447.9006 or visit [www.plainfancycabinetry.com](http://www.plainfancycabinetry.com).





## hot kitchen

# trend: The home bar

Happy hours happen anytime your kitchen's outfitted with a home bar. One of the hottest trends in kitchen design, a personal pub in the heart of your home lets you entertain with ease and elegance. If you're thinking of including one in your dream kitchen, consider the following products and make your home bar one hot spot.

### CENTER ISLAND

Where better to sip a fine glass of wine than at your own center island? Place bar stools on three sides, leaving one side free for the "bar-tender," and you've got the perfect spot for a relaxing rendezvous.

### ICE MAKER

Gone are the days of running to the freezer for ice. Today a stand-alone ice maker—housed into the previously mentioned island or built into a line of appliances is the cool move. With graceful interior and exterior designs, ice makers make a hot addition to your home bar.

### GLASSWARE

Whether you choose to recreate the look of your favorite Tiki bar or English tavern, you'll still need a spot for wine glasses, beer mugs, champagne flutes, and margarita and martini glasses. Consider hanging the mugs overhead for an authentic pub feel, or storing them in a cabinet or island.



### DRAWER REFRIGERATORS

Space-saving and convenient, drawer refrigerators keep beverages cold and your wall fridge free of cans and bottles. They are perfect for soda, water bottles, kids' juice boxes, or your favorite adult beverage.




### WINE CAPTAIN

Speaking of adult beverages, today's popular Wine Captains do more than protect and preserve your reds and whites at just the right temperature. They showcase your collection in a most elegant fashion and let guests know you savor the finer things.



PLAIN  
CUSTOM CABINETRY  
& FANCY

# Food For Thought



## Five key ingredient catalogs to whet your appetite.

Page through over 90 pages of delectable Country, Traditional, Contemporary, Colorful, and Small dream kitchens. Cabinet details, colors, doors and more... 25 recipes from *Bon Appetit*. Custom cabinetry well within your reach. \$20.00.

Visit [www.plainfancycabinetry.com](http://www.plainfancycabinetry.com). Or call us at 1-800-447-9006 to find a dealer showroom near you.

PLAIN  
CUSTOM CABINETRY  
& FANCY